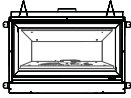


























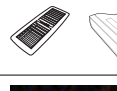


# Symmetry RDV3611

## ordering guide

1. Select <b>gas type</b> (engine)		
	Symmetry RDV3611 engine <b>NG</b>	RDV3611ETRN
	Symmetry RDV3611 engine <b>LPG</b>	RDV3611ETRL
Supplied with the engine is the remote control and batteries, remote control mounting bracket, lintel spacers, securing bracket and screws, flue restrictor, frame mounting screws, and log set.		
2. Select <b>frame</b> option		
	Black inner and outer frame	R3601GL
	Satin chrome inner and outer frame	R3601SC
	Premium frame - black on black	R3602
	Premium frame - stainless on black	R3603
	Granite surround with black inner frame	R3620
	Black inner frame	13621GL*
	Satin chrome inner frame	13621SC*
* Only ordered <b>if doing a frameless installation</b> . Rinnai does not sell the premium inner flat frames as an option as the frame sits proud of the wall and not flush like the standard frame. There is also complexity in connecting the CAT5 cable.		
3. Select <b>flue kit</b> and/or <b>flue</b> components		
	Flue kit horizontal short - A*	R3660
	Flue kit horizontal short - B**	R3661
	Flue kit vertical 3.6 m	R3665
	Horizontal flashing kit	R3646
	Wall terminal	R3650
	Roof cowl	R3651
	Flue elbow 90 °	R3643
	Flue elbow 45 ° (two in a kit)	R3642

3. Select <b>flue kit</b> and/or <b>flue</b> components cont.		
	Flue pipe 150 mm	R3630
	Flue pipe 230 mm	R3631
	Flue pipe 300 mm	R3632
	Flue pipe 450 mm	R3633
	Flue pipe 600 mm	R3634
	Flue pipe 900 mm	R3635
	Flue pipe 1200 mm	R3636
	Flue ext. 75-175mm	R3638
	Flue ext. 75-360mm	R3639
	Thru-wall plate interior	R3645
	Wall flue strap	R3647
	Elbow flue strap	R3644
*Flue kit horizontal short - A: 635-750 mm frame to outside wall ** Flue kit horizontal short - B: 745-860 mm frame to outside wall		
4. Select <b>optional</b> accessories		
	Standard frame mesh guard	R3610GL
	Flat frame mesh guard	13626
	Reflective side panel kit - brushed SS	R3617
	Reflective side panel kit - mirrored finish	R3618
	Ducting kit (one kit per room)	R3626
	Ducting floor grille (and transition boot)	R3627
	Flame media rockwool pack	R3605
Ducting kit: If heat is being transferred through a floor grille instead of a ceiling outlet, the 'Ducting floor grille' will need to be ordered in addition to the heat transfer kit.		